

ITP Group CMM Accessories

ITP Group provide a number of accessories to compliment your coordinate measuring machine, ensuring that your system is always operating at optimum accuracy. The following items are available to purchase at anytime, or can be supplied in addition to the purchase of an ITP Group CMM.


Calibration Sphere

- 25mm or 50mm sizes available
- Table standing or floor standing
- Vertical or angled orientation




Cubes & Extensions

- ITP Group cube for exact tool / probe location
- High precision probe extension
- Cube & extension used in conjunction for easy fit
- Cube at both ends allows all axial directions to be selected




Pokers

- Variety of pokers available for clay modelling applications
- Easy fit when used with ITP Group cube
- Cube allows all axial directions to be selected



Scribers

- Variety of scribers available for marking out applications
- Balanced for ease of use
- Easy fit when used with ITP Group cube
- Cube allows all axial directions to be selected



Pipe Clamps

- Designed to clamp pipe & difficult components
- Heavy base requires no further support
- Jaws clamp from 0-125mm
- Two axes of adjustment allow component to be clamped & orientated to variable positions for inspection

